

R130

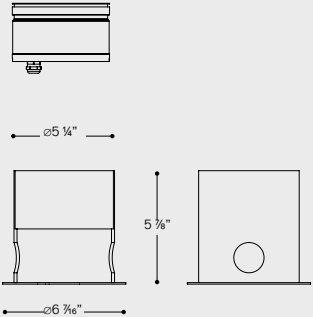
In-ground luminaires
Architectural lighting
Object and effect lighting
Floor mounting



Configurator



IP67 RoHS IK10 UL/CSA pending



Housing

Housing material	Aluminum, stainless steel
Housing finish	Internally black matte coated RAL 9005
Cover	Tempered safety glass (3,000 kg pressure load capacity)
Screws	Stainless steel
Cable	Pre-wired supply cable 1.6 ft, complete with water stop device, cable gland
Lighting unit	Steplessly adjustable ± 15° in all directions

Measurements

Model		Weight [lbs]①
R130	without driver	7.7
R130	complete with driver	18.7

① max. weight

Electrical

	A-Series	RGBW
Protection class	I / II / III	I / II / III
Voltage [V], [Hz]	120-277, 50/60*	Driver external
Current feed max. [mA]	500	500
LED power max. [W]	12.0	12.0

* with integrated driver

Operating conditions


Lifetime	Visit the configurator for specific lifetime options
----------	--

Driver (external)

	A-Series	RGBW
Control options		
Programming [optional]	Constant Lumen Output (CLO) Emergency power supply (AC/DC) Stand-alone	
Control accessories	Further accessories on request	
Software	connex-x light management for remote management and control	



Precision lens optics



AG01
Symetric Narrow 10°
Type VS



AG02
Symmetric Medium 26°
Type VS



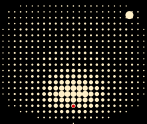
AG03
Symmetric Flood 50°
Type VS




AG04
Symmetric Elliptical 8°-40°
Type I Very Short




AH02
Symmetric Wide Flood 60°
Type VS




AP07
Asymmetric Extra Forward
Type IV Short



AS07
Asymmetric Side throw
Type II Short



AP06
Asymmetric Forward Extra Side Throw
Type III Medium



Shape your own light by combining
any light distributions



2,200 K
CRI ≥ 80



2,700 K
CRI ≥ 80



3,000 K
CRI ≥ 80



4,000 K
CRI ≥ 80



RGBW

Performance

Optics	AG01	AG02	AG03	AG04	AH02	AP07	AS07	AP06
Beam angle	10°	26°	50°	10 – 40°	60°			
BUG Rating	B0 U5 G0	B0 U5 G0	B0 U5 G0	B0 U5 G0	B0 U5 G0	B0 U4 G0	B0 U4 G0	B0 U4 G0
MacAdam ellipses (SDCM)	≤ 3 SDCM							
Max Lumens per Watt	93.6	93.3	95.2	97.6	93.5	78.5	83	72.2

Nr. of LEDs	8 Luminous flux [lm]	310–1,200
-------------	----------------------	-----------

Equipment variations



R130 without internal driver

ewo

R130



R130

–

–

–

–

–

–

Variant
MC - Monochrome
RGBW - RGBW

CCT
2.2K - 2200K
2.7K - 2700K
3K - 3000K
4K - 4000K

Optic*
AG01 Symmetric Narrow 10°
AG02 Symmetric Medium 26°
AG03 Symmetric Flood 50°
AG04-H Symmetric Elliptical Horizontal
AG04-V Symmetric Elliptical Vertical
AH02 Symmetric Wide Flood 60°

Output*
200 mA530lm
250 mA649lm
300 mA761lm
350 mA867lm
400 mA967lm
450 mA1062lm
500 mA1151lm
Required_____lm

Control
On/Off
0-10V
DALI
DMX
Wireless
Cloud

Cable
3FT
10FT
15FT
CUS - Custom

* Lumens based on AG01 optic and 4000K CCT

* Other outputs on request